

Bird Spikes and Bird Wire Systems - A Complete Range of Bird Roost Inhibitors

Prevent birds from landing and roosting with our range of bird spikes and bird wire solutions.

How it works

Birds instinctively fly to "**landing strips**" such as roof ledges, window sills, building projections, signs, statues, trusses and beams. Bird spikes and bird wire systems are the most effective mechanical bird deterrents that prevent birds from landing and roosting.

1

Bird spikes and bird wire are effective for several reasons:

- Keep birds from landing and roosting
- A low cost bird deterrent
- Easy to install and maintain
- Different shapes, sizes and colors
- Suitable for most applications
- Use inside and outside



Applications


Prevent Pigeons, Gulls, Sparrows, Starlings and other nuisance birds from landing on ledges, roof tops, beams and other areas.



Pests: Birds (Pigeons, Gulls, Sparrows, Starlings, Blackbirds, Swallows and more) and climbing animals such as Possums, Cats etc.

Uses: Use on edges, beams, rafters, railings, air conditioners, signs, windowsills, gutters, roof perimeters, chimneys, support structures, fences, awnings, poles, lights, statues, trusses, building projections and anywhere else where birds roost.

Bird Spikes – Polycarbonate Single Row and Double Row of spikes

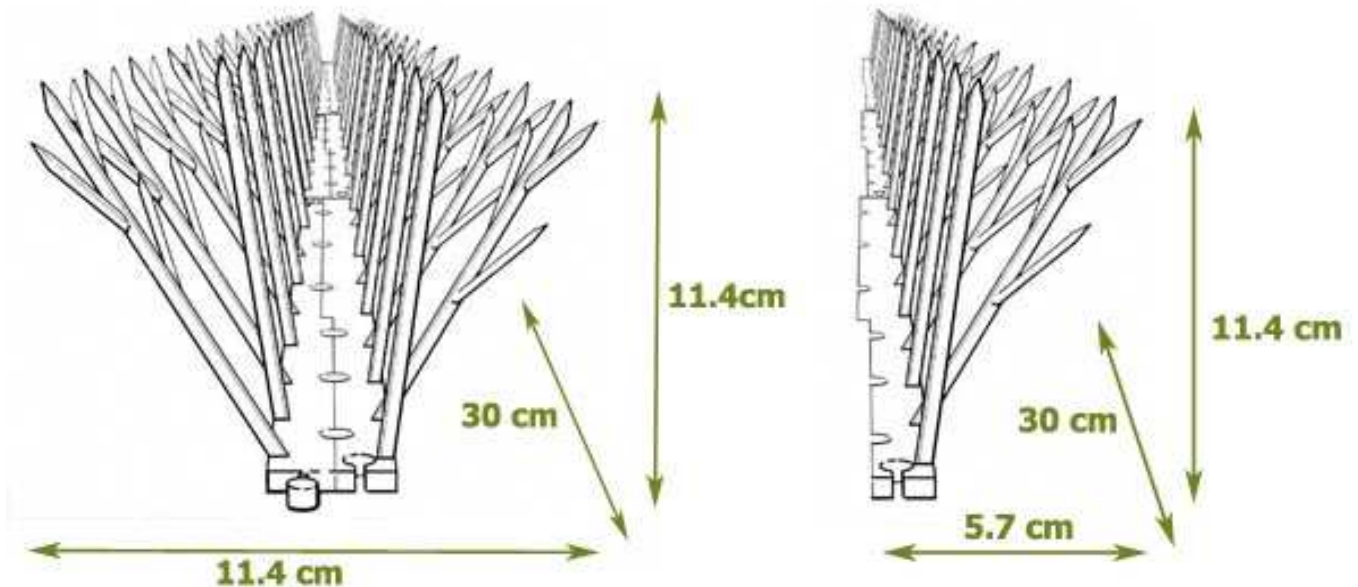


Item Code: SPK1, SPK2

Specifications:

- Length 300mm
- Flexible polycarbonate base and spikes
- Available in SPK1 (single row) and SPK2 (clip together double row) of spikes
- Easy installation using nails, screws or spikes adhesive (available separately)
- Dimensions shown below

2



SPK spikes are ideal for all inside and sheltered areas. For long product life avoid installation in full-sun locations.

Bird Spikes – Stainless Steel MBS45

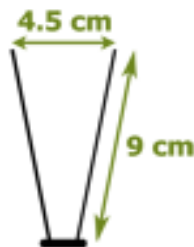


Item Code: MBS45

Specifications:

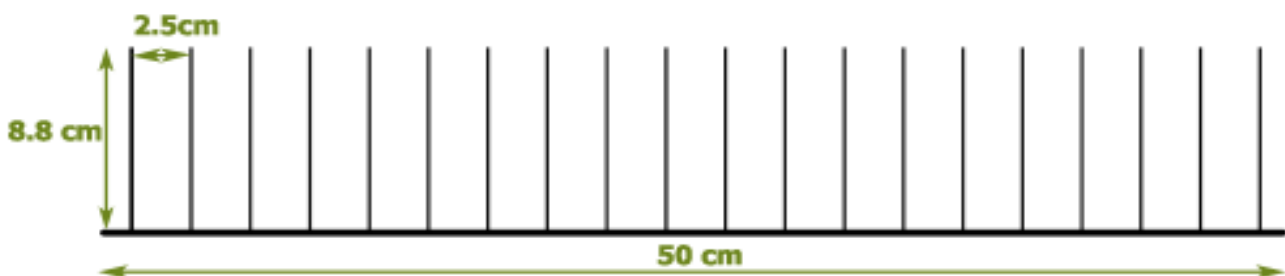
- Length 500mm
- Flexible polycarbonate base
- Stainless steel spikes
- Easy installation using nails, rivets, screws or spikes adhesive (available separately)
- Dimensions shown below

3




Dimensions:

4.5 cm x 8.8 cm x 50 cm
20 rows per 50cm



MBS spikes are ideal for applications inside and outside including sunny locations. Use dense MBS45 spikes for all small birds and small areas.

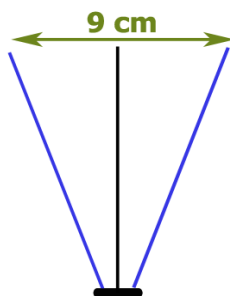
Bird Spikes – Stainless Steel MBS90



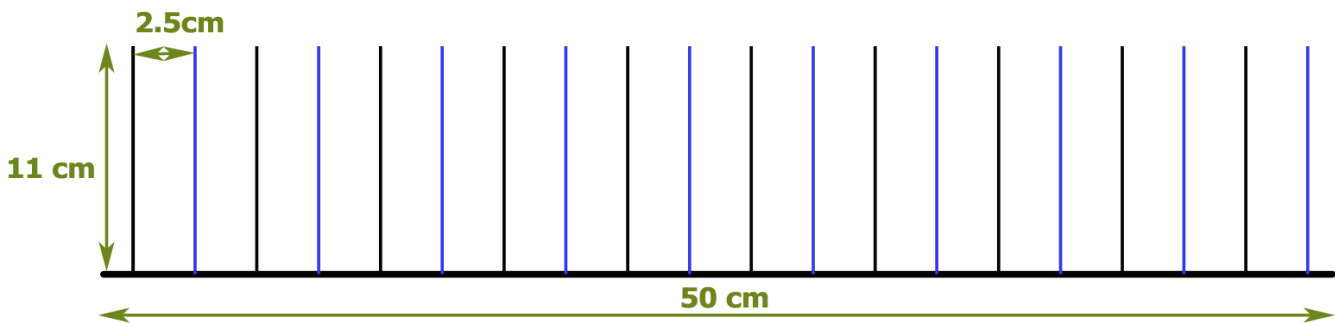
Item Code: MBS90

Specifications:

- Length 500mm
- Flexible polycarbonate base
- Stainless steel spikes
- Easy installation using nails, rivets, screws or spikes adhesive (available separately)
- Dimensions shown below




Dimensions:
9 cm x 11 cm x 50 cm
20 rows per 50cm
Black: Odd row
Blue: Even row



MBS spikes are ideal for applications inside and outside including sunny locations. MBS90 spikes are extremely versatile.

Bird Spikes – Stainless Steel MBS180

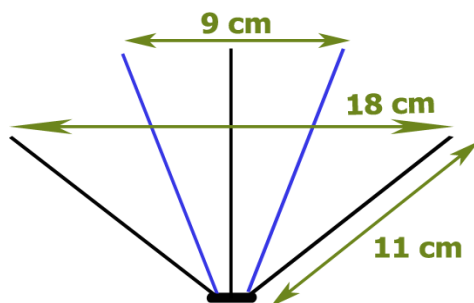


Item Code: MBS180

Specifications:

- Length 500mm
- Flexible polycarbonate base
- Stainless steel spikes
- Easy installation using nails, rivets, screws or spikes adhesive (available separately)
- Dimensions shown below

5



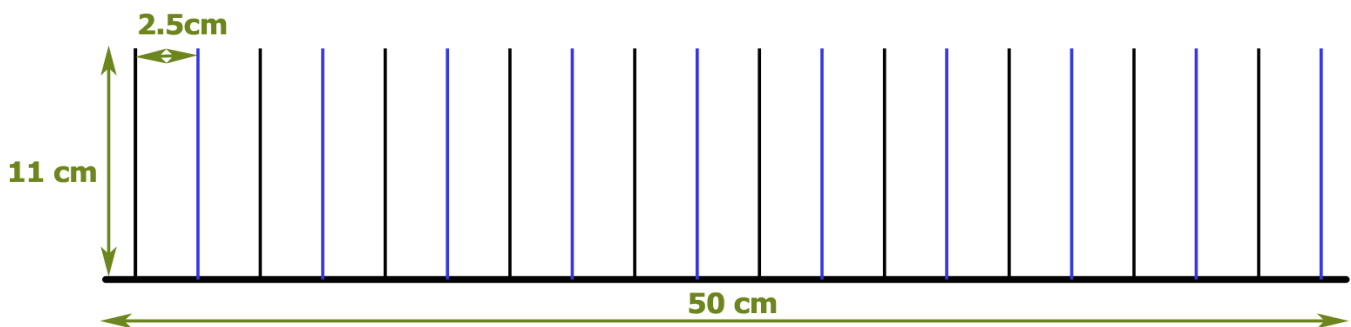
Dimensions:

18cm x 11 cm x 50 cm

20 rows per 50cm


Black: Odd row

Blue: Even row



MBS spikes are ideal for applications inside and outside including sunny locations. MBS180 spikes are excellent to cover wide areas. Use for medium and larger birds such as Pigeons and Gulls.

Premium Bird Spikes – All Stainless Steel Spikes SBS90

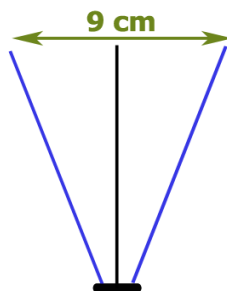


Item Code: SBS90

Specifications:

- Length 500mm
- Hard surgical-grade stainless base and prongs
- Resistant to virtually all weather and harsh environments
- Easy installation using nails, rivets, screws or spikes adhesive (available separately)
- Dimensions shown below

6



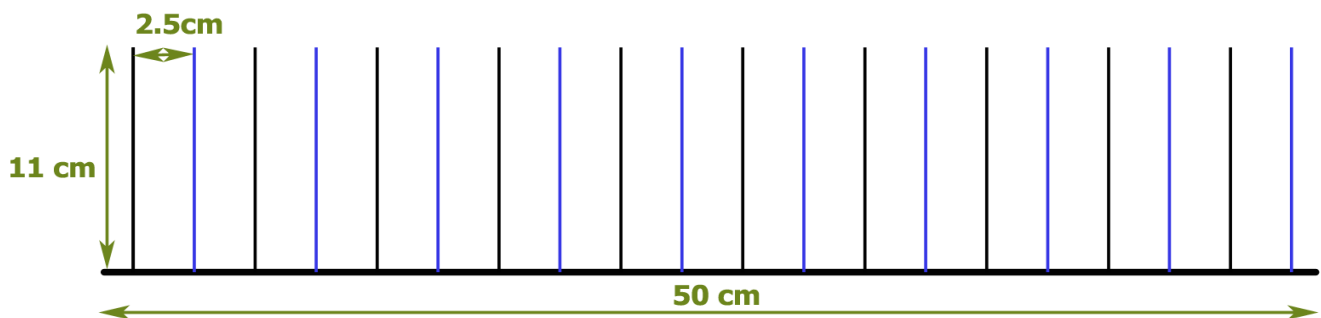
Dimensions:

9 cm x 11 cm x 50 cm

20 rows per 50cm

Black: Odd row

Blue: Even row



Premium all stainless steel spikes are recommended for use in tough conditions, e.g. in coastal areas.

Color Bird Spikes – Design Color Spikes CBS90

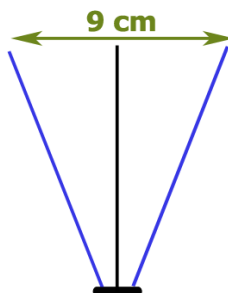


Item Code: CBS90

Specifications:

- Length 500mm
- Made of sturdy steel base and prongs
- Resistant to harsh environments
- Available in a multiple colors
- Easy installation using nails, rivets, screws or spikes adhesive (available separately)
- Minimum order quantity: 10 meters
- Dimensions shown below

7

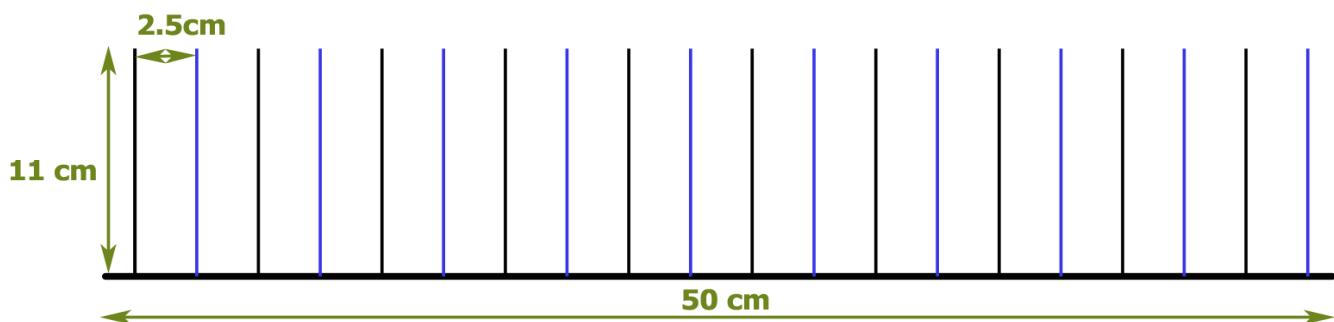


Dimensions:

9 cm x 11 cm x 50 cm
20 rows per 50cm


Black: Odd row

Blue: Even row



Color spikes are the modern stylish design option. Perfect for color matching, these spikes blend into the surrounding environment; or use bright colors to draw attention to the spikes and post a visual “KEEP OFF” sign.

Bird Wire System



Item Code: BWS01

Specifications:

- Extremely flexible, effective and affordable bird deterrent system
- System consists of wire, posts, post pads, springs and crimps.
- Easy installation



Stainless wire, nylon coated, UV stabilised, 0.76mm diameter



Stainless steel spring



Post, 4mm diameter, available in two sizes 90mm (single hole) or 150mm (two holes)



PVC pad



Nickel plated copper crimps

Bird Spikes Special Adhesive Sealant 300ml

Item Code: SSA

Project 1 RTV Silicone Sealant
is the perfect choice for

attaching bird spikes. It guns smoothly and easily even in very cold temperatures. It skins over in 10-15 minutes and cures completely in 24 hours. It cures to form a very rubbery elastic seal that resists water and all types of weather. It bonds well to most conventional building materials.

PROJECT 1 6000 SERIES-RTV SILICONE SEALANT is a high quality, single-component, silicone sealant providing a waterproof seal in many construction and industrial applications. Suitable for interior and exterior use. It adheres to metal, glass, marble, tile, ceramic, porcelain, painted surfaces, non-oily woods, and rubber. It can be used as an adhesive for bonding surfaces together. Project 1 RTV Silicone offers long-life reliability, good adhesion, and excellent weather ability.

Important user note: Project 1 Silicone Sealant will not adhere well and is not recommended for use on vinyl windows, vinyl doors, vinyl siding, vinyl or coated guttering applications, concrete, stone, brick or most masonry work. Paint will not adhere to silicone sealant but silicone sealant will adhere to most painted surfaces. Always paint first and then seal. Make sure the paint has had time to dry completely before applying silicone sealant.



Easy Technology Solutions Ltd.
PO Box 6690, Upper Riccarton
Christchurch 8442, NEW ZEALAND

Phone: +64 3 97 414 90

Fax: +64 3 97 41491

Internet: www.easytek.co.nz

Email: sales@easytek.co.nz

Our terms and conditions of sale apply. Please go to www.easytek.co.nz/conditions.asp for full details.

Errors and omissions expected.